



Discussion about  
PLS in Practice



Gather context  
of school



Confirm focus  
of project

## WORKSHOP 1

Identifying project  
focus and data  
collection



Agree logistics of  
PLSiP process



Agree timeline  
and project team



Review school  
development plan



Discussion about  
school vision



What is unique about  
your school



Discuss  
school values



Reflect on your  
school vision document



Review vision in  
everyday practice



Review and  
reflect

**WORKSHOP 2**  
Understanding and  
reflecting on the  
school vision

1

2

3

4

5

6



Group discussion reflecting on workshop 2



Reflect on everyday learning and teaching practice




Review current and next practice statements

## WORKSHOP 3

Analysing current and next practice



Identify what has worked well and the challenges you face



Consider what next practice should look like



Discuss in year groups/teams

1

2

6

3


5

4



Review and reflect  
on workshop 3

1



Describe what your  
next practice  
looks like

2




Share best  
practice examples

3



Match image(s) to next  
practice statement

4



Identify emerging  
design principles

6

## WORKSHOP 4

Transforming  
learning activities  
and behaviour into  
design principles

5



Review next  
practice ideas

1



Reflection of next practice



Room rendering

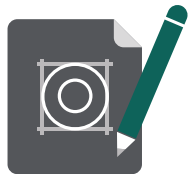


Room zoning

**WORKSHOP 5**  
Design implementation and testing



Test design principles against organisational model



Concept design



FF&E considerations

6

2

5

3

4

1



Reflection



Embed strategy for change in your school

Discuss key learning gains through your PLSiP journey

# WORKSHOP 6

Strategy for Change



Create a strategy for change



Review current school development plan



Identify next steps to implement change

6

2

1

5

3

4